



ICE SHAVER

SERVING THE FOOD INDUSTRY SINCE 1951

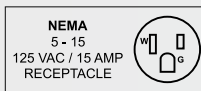
COMMERCIAL ELECTRIC TABLETOP ICE SHAVER WITH 250W / 0.33 HP

Item: 47467
Model: IC-CN-0050

Ideal for either commercial or household purposes like parties, BBQs, concession stands, carnivals, schools, cafes and dessert shops.



WARRANTY
PARTS AND LABOR



Authorized Dealer

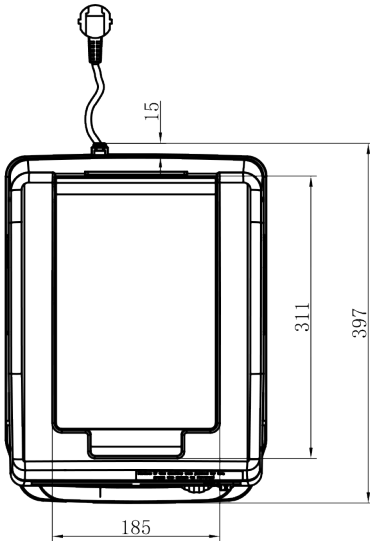
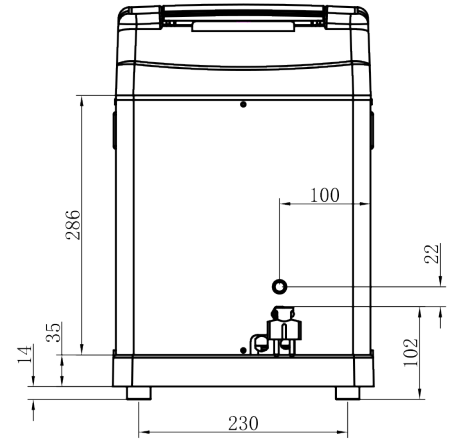
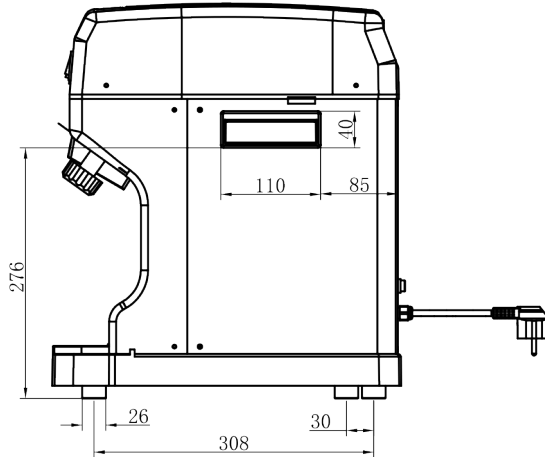
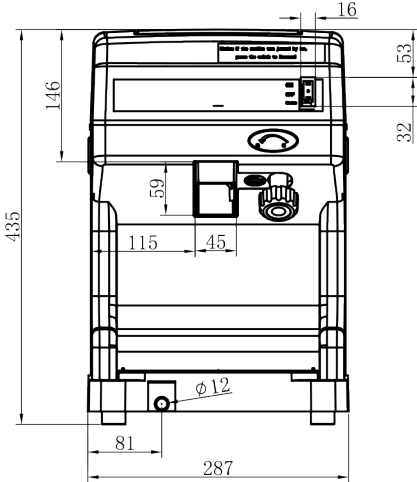
ICE SHAVER 250W / 0.33HP

#47467 Model: IC-CN-0050

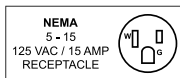
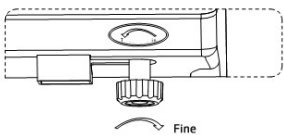
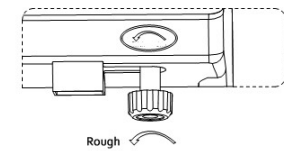


TECHNICAL DRAWINGS & DIMENSIONS

*measurements in diagrams are in mm



1. Hopper for store ice
2. Power switch
3. Exit for crushed ice
4. Blade knob
5. Base
6. Water outlet



TECHNICAL SPECIFICATIONS

Commercial Electric Tabletop Ice Shaver With 250W / 0.33 HP

Item Number	47467
Model	IC-CN-0050
Hopper Capacity	1.5 kg / 16.9 lbs
Ice Shaving Capacity	120kg / 264.6lbs per hour
Electrical	110V/ 60HZ/ 1
Power	250W / 0.33 HP
Rotate Speed	320 rpm
Rotary Component	Aluminum Alloy
Net Dimensions	290 x 390 x 430 mm 1.4" x 15.4" x 16.9"
Net Weight	
Gross Dimensions	450 x 334 x 480 mm 17.7" x 13.1" x 18.9"
Gross Weight	

OMCAN INC.

Telephone: 1-800-465-0234
 Fax: (905) 607-0234
 Email: sales@omcan.com
 Website: www.omcan.com



Follow us to keep up to date with the latest news and offers

